

# HAPPY THANKS GIVING

兒美節慶教學資源 \ 初階 /

# Contents

**PART 1** Let's Watch the Video ▶ **The Thanksgiving Dinner**

**PART 2** **Vocabulary**

**PART 3** **True or False**

**PART 4** **Activity 1: What am "I"?**

**Activity 2: Thanksgiving Dinner Project**



**PART 1**

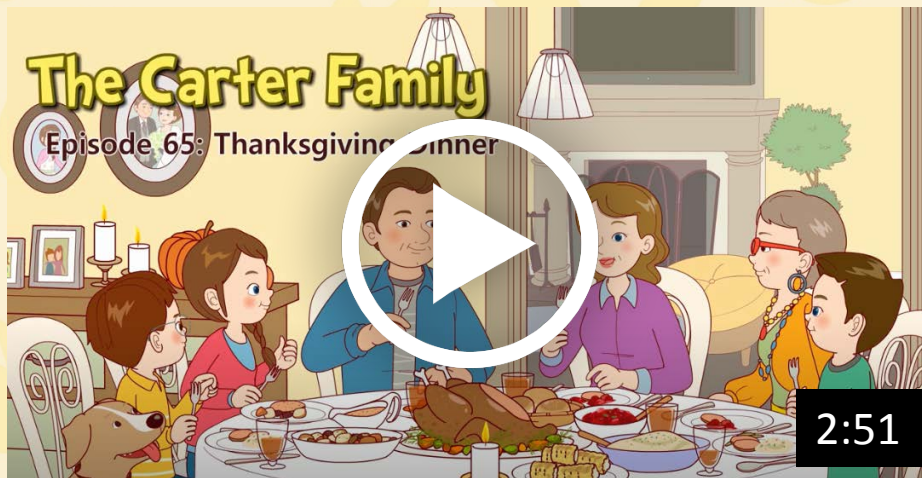
# Let's Watch the Video

▶ Edited with Edpuzzle ◀

# The Thanksgiving Dinner

## What are the Carters doing?

Let's watch and answer the questions in the video.



<https://pse.is/3qqz2m>

Sourced from:

Little Fox - Kids Songs and Stories (2020, Nov 16). *The Thanksgiving Dinner | Thanksgiving Day | Stories for Kids*. [Video]. YouTube.





## PART 2

# Vocabulary

▶ Images from: Shutterstock, Freepik ◀

food



**turkey (n.)**

food



**corn (n.)**

food



**roast (v.)**




food



**pumpkin pie (n.)**

food



**cranberry sauce (n.)**


## Words to talk about Thanksgiving

Thank you!




# give thanks (v. phr.)

## Words to talk about Thanksgiving



# Fall (n.)

## Words to talk about Thanksgiving



# feast (n.)





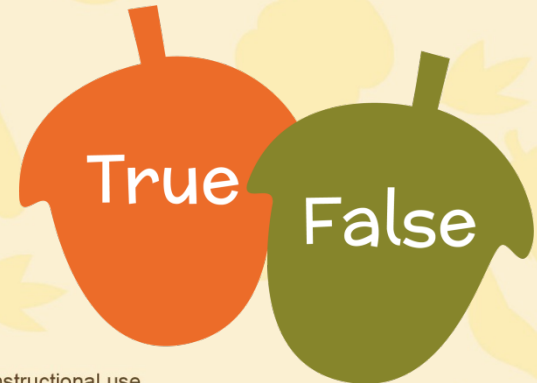
**PART 3**

# True or False

▶ Images from: Shutterstock, Freepik ◀

1

The U.S. is the only country celebrating Thanksgiving.

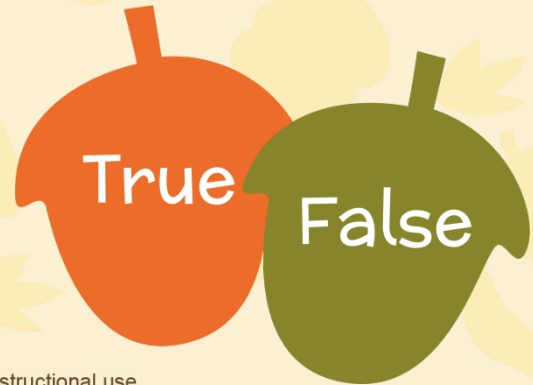




Canada celebrates it, too.



Thanksgiving in the U.S. is  
always on the same day.



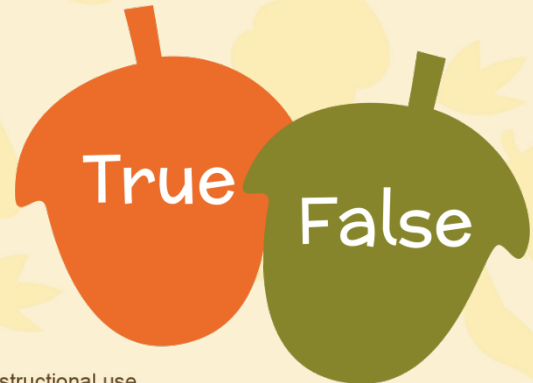
2



It's always on the **last**  
**Thursday** of November.



Turkey was NOT in the first Thanksgiving dinner in history.



3



It was deer meat.





# PART 4

## Activity 1: What am “I”?

▶ Images from: Shutterstock, Freepik ◀



CLUE 1

I have a beak,  
but I can't speak.





CLUE 2

I can fly,  
just not high.







CLUE 3

I'm the yummiest,  
in a Thanksgiving feast.





“1” am...

turkey



2

CLUE 1


I am a crop,  
with yellow hair on top.





CLUE 2

My jacket is green,  
but I'm not a bean..



## CLUE 3

My body is yellow,  
like a lemon jell-o.



2

“I” am...

corn







CLUE 1

I am round.

You can put me on the ground.





CLUE 2

I am hard.

You can find me in the yard.



CLUE 3

Orange is my color,  
so I look cooler.



3

“I” am...

pumpkin





CLUE 1

When Summer goes away,  
I am on my way.



CLUE 2

When I go ahead,  
the tree leaves go red.







CLUE 3

When I am close,  
you should wear more clothes.

# 4 “I” am...

Fall





CLUE 1

I am bigger than a meal.



CLUE 2

When you see me,  
you see a lot of food.



CLUE 3

People come to me to  
get together with their family.





5

“I” am...

feast







# PART 4

## Activity 2:

# Thanksgiving Dinner Project

# Instruction

Prepare a Thanksgiving dinner,  
and unscramble the letters to  
make a dinner invitation.

[Download the worksheet ▶](#)

# Step 1

In “Invitation,”

**A** choose someone you want to invite and write down his or her name

**B** write your name in the blank



Name: \_\_\_\_\_ Class: \_\_\_\_\_ Date: \_\_\_\_\_

Prepare a Thanksgiving dinner, and unscramble the letters to make a dinner invitation.

- 1** In “Invitation,”
  - choose someone you want to invite and write down his or her name.
  - write your name in the last blank.
- 2** Read “Invitation” and fill in the blanks by unscrambling the letters.
- 3** (Go to next page.) In “My Thanksgiving Feast,”
  - draw the food you want to eat.
  - cut off the pictures of food from any DM, glue and stick them.

**Invitation**

Dear **A** \_\_\_\_\_,

My family and I are having a \_\_\_\_\_ (taesf) this Thanksgiving.

This \_\_\_\_\_ (allf), we will have ...

- ✓ a roast \_\_\_\_\_ (ktuery)
- ✓ fried \_\_\_\_\_ (orcn)
- ✓ \_\_\_\_\_ (cnebrryar) sauce
- ✓ a \_\_\_\_\_ (iukmnp) pie

Let's get together and give \_\_\_\_\_ (atnksh) to each other.

Please join me!

Thursday, November 25th, 2021  
in my house at seven o'clock in the evening

Love, **B** \_\_\_\_\_



© CAVES BOOKS. Permission granted to reproduce for instructional use.

# Step 2

Read “Invitation” and fill in the blanks by unscrambling the letters.



## PROJECT: Thanksgiving Dinner



Name: \_\_\_\_\_ Class: \_\_\_\_\_ Date: \_\_\_\_\_

Prepare a Thanksgiving dinner, and unscramble the letters to make a dinner invitation.

- 1 In “Invitation,”
  - choose someone you want to invite and write down his or her name.
  - write your name in the last blank.
- 2 Read “Invitation” and fill in the blanks by unscrambling the letters.
- 3 (Go to next page.) In “My Thanksgiving Feast,”
  - draw the food you want to eat.
  - cut off the pictures of food from any DM, glue and stick them.

### Invitation

Dear \_\_\_\_\_,

My family and I are having a \_\_\_\_\_ (taesf) this Thanksgiving.

This \_\_\_\_\_ (alf), we will have ...

- ✓ a roast \_\_\_\_\_ (ktuery)
- ✓ fried \_\_\_\_\_ (orcn)
- ✓ \_\_\_\_\_ (cnebrryar) sauce
- ✓ a \_\_\_\_\_ (iukmnp) pie

Let's get together and give \_\_\_\_\_ (atnksh) to each other.

Please join me!

Thursday, November 25th, 2021  
in my house at seven o'clock in the evening

Love,  
\_\_\_\_\_



© CAVES BOOKS. Permission granted to reproduce for instructional use.



# Step 3

In “My Thanksgiving Feast,”

- draw the food you want to eat
- cut off the pictures of food from any DM, glue and stick them.

## PROJECT: Thanksgiving Dinner

11 My Thanksgiving Feast





# Let's present!

Hello everyone, this is my Invitation.

I would like to invite (my Grandparents) to my Thanksgiving Feast because (we love each other very much).

We will have \_\_\_\_\_, \_\_\_\_\_, \_\_\_\_\_ and \_\_\_\_\_ for this Thanksgiving.  
The food is (yummy).

I really hope (they) can join us. We can get together and give thanks to each other!



# Let's check!

- I can make an Invitation.
- I can listen to people talk about their ideas.
- I can be thankful for what I have.

**Be thankful for what you have –  
You'll end up having more.**

Oprah Winfrey